



**SNO BIZDEALS PVT. LTD.**

Power farm Morbi-Rajkot highway, Near lajai village,  
Morbi - 363 641. (Guj.- IND)

**Mo.:** +91 99099 08886

**E-mail:** info@snobizdeals.com | **Web:** www.snobizdeals.com

**From Nature  
To Matter  
From Design  
To Art**



**GVT/PGVT  
600x600MM**

[www.snobizdeals.com](http://www.snobizdeals.com)



Articulate the  
expression of brilliance



Sno Bizdeals Is A Rapidly Flourishing Tiles Manufacturer, We Combine Our Exceptional Talent And Tiles Manufacturing Experience To Create Products That Are “timeless” In Their Manner. To Become The Leading Expert In The Ceramic Industry Today We Have Always Kept The Latest Trend In Our Minds And Have Succeeded In Presenting Our Flawless Tiles To Our Customers.

“  
The passion should be  
such that it doesn't let seep!  
”



Today circumstances in the ceramic sector are changing rapidly due to the latest technological advancements and there is always a need to innovate for a firm to survive in the market. In its response, Sparron has taken full advantage of its unique collective abilities to optimize and modify its portfolio according to the latest times. We are constantly in an urge to strengthen our presence and implement our expertise gathered in all these years to develop core tiles manufacturing business. Moreover, the Sparron team is committed to building a strong business portfolio for the future. Sparron's strengths are the combined abilities to facilitate its holistic vision in ceramic market, its expertise in conceiving the latest trend and a quality to manage & run them. By leveraging our skills to identify potential growth Sources in the ceramic guild, we want to work very hard and establish them as new generation core business. We have created a working system to ensure that our employees obtain the appropriate experience and develop into better professionals. we select manpower as per their capability and urge to learn. By doing this Sparron widens the scope for employment.

Our policy is simple, we do our best to continue meeting the expectations of our customers, growing our businesses in a way that we create economic, societal and environmental value. We thank each & everyone for their support and look forward to working collectively for an even richer tomorrow.



### **VISION**

To Become The Fastest Growing And The Most Competitive Ceramic Manufacturer. To Be Respected For A High Level Of Integrity And Value. To Increase Our Production Capacity Persistently.




### **MISSION**

To Satisfy Our Customers With The Best Quality Products And Customer Care. To Continuously Improve Our Range Of Products Through Innovations And Use Of New Technology. Work For The Development Of Our Country While Protecting The Environment And Use The Surpluses For The Benefit Of Employees And Society At Large.



### **FUTURE**

At Sno Bizdeals We Assume That Inclusive Development Can Only Be Accomplished If Customers Are Satisfied And So We Always Place Their Satisfaction On The Highest Pedestal. Besides, Sparron Has An Appreciation For Innovation, So We Are Also Adopting New Technology & Design Standards To Create Unique Products With Keeping Future Trends In Mind.



“  
From Nature to Matter  
From Design to Art  
”




## GVT/PGVT

Sno Bizdeals GVT/PGVT Tiles Are Latest Variety Of Glazed Surfaced Tiles And By Presenting This Collection We Want To Offer A Vast Array Of Designs, Shades And Surface Textures. Sparron Inherent The Latest Technology Which Is Capable Of Producing Sound Products. So, Behold Our Latest Collection Which Is A Pure Alliance Of Beauty & Strength.



GVT | 600x  
PGVT | 600mm


Establish  
Decors With  
Uniform Allure



AGARIA BEIGE



AGARIA WHITE




ALASKA NATURAL



ALASKA WHITE



ALMOND IVORY



ALPHA WHITE




GVT | 600x  
PGVT | 600mm

Get Impressed  
With Extraordinary  
Designs




AMPHORA STATUARIO



ANTIQUE ONYX




ANTIQUE SKY



AQUARIUS ONYX BEIGE



ARIZONA NERO



ARTICO ONYX BIANCO



**GVT | 600x**  
**PGVT | 600mm**

**Your Junction  
For Rich Array  
Of Textures**




**ATHENA GREY**



**ATHENS BLACK**




**ATLANTIC WHITE**



**AURA TRAVERTINO**



**BOTTOCHINO BEIGE**



**BOTTOCHINO MULTI**





**GVT | 600x**  
**PGVT | 600mm**


**Optimize  
Every Angle  
With Supremacy**




**BRADA EMPRADOR BROWN**



**BIANCO MARFIL**




**BRECCIA STONE**



**CIANA ONYX**



**CARRARA WHITE**



**CORAL STONE**




GVT | 600x  
PGVT | 600mm


Designs  
That Confound  
Every Observer




CLASSIC TRAVERTINO




CLASSIC ESTATURIO




CLASSIC MARFIL



CREMA MARFIL



CORNEVA WOOD




DAYNA BROWN



**GVT | 600x**  
**PGVT | 600mm**


**Create A  
Remarkably  
Vibrant Space**




**DYNA BEIGE**



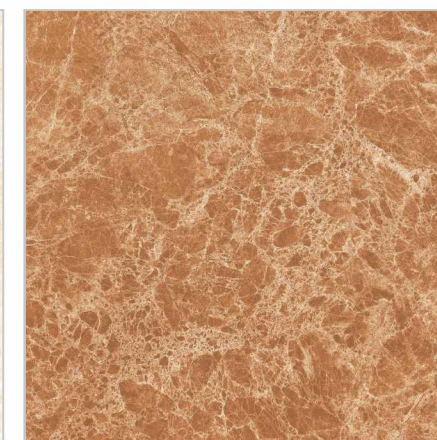
**DYNA GREY**



**DYNA NATURAL**



**EMPERADOR LIGHT**



**EMPERADOR DARK**

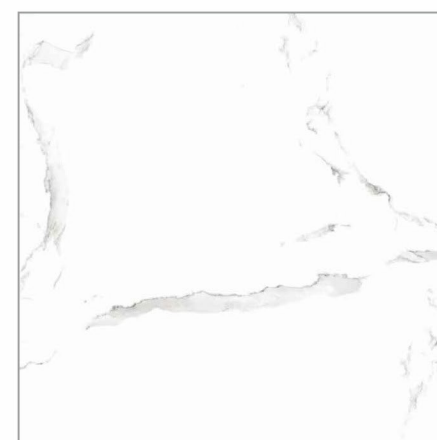


**EMPRADOR CHOCO**




GVT | 600x  
PGVT | 600mm

Behold  
Endless Saga  
Of Allure



ERA WHITE




EAGLE WHITE




EVOLUTION STATUARIO



ELEGANCE STATUARIO



ELMA GREY

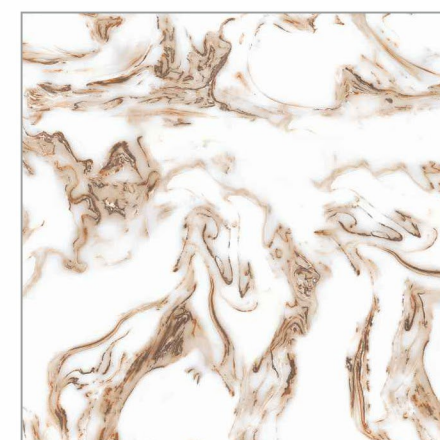


FORESTA BLUE




**GVT | 600x**  
**PGVT | 600mm**

**Amplify  
Your Space With  
Prime Elegance**




**FORESTA BROWN**



**FOX SILVER**



**FRENCH STATUARIO**



**GLACIER BEIGE**



**GLACIER BIANCO**



**GLAMOUR GREY**



**GVT | 600x**  
**PGVT | 600mm**

**Splendid  
Designs To  
Satisfy Your Decor**




**GIALLO REAL**



**HAWAI WHITE**



**HEXA WHITE**



**HONEY ONYX**



**ITALIA BEIGE**



**JARK BIANCO**



GVT | 600x  
PGVT | 600mm

Bring In An  
Everlasting  
Ambiance



JARK GREY



LENOX BEIGE




LENOX BROWN



LENOX BIANCO



LENOX GREY




LENZULA IVORY




GVT | 600x  
PGVT | 600mm


Behold  
The Most Appealing  
Collection




LETINA BEIGE




LEVANTO CREMA




LUX SILVER



LUX WHITE



MANZA BEIGE




MARMO SILVER





**GVT | 600x**  
**PGVT | 600mm**


Give Your  
Space A Stunning  
Makeover



**MARVEL BLACK**




**MARVEL GREY**



**MARBELLA BIANCO**



**MARBELLA GREY**



**MARBELLA CREMA**

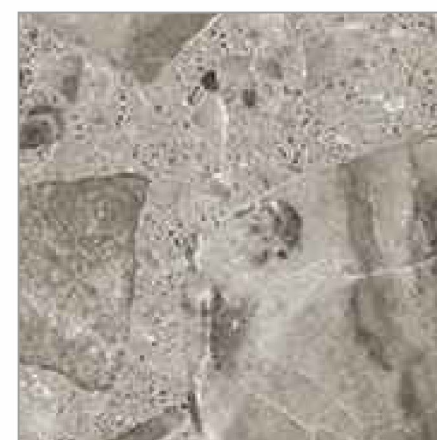


**MOSAICO WHITE**



GVT | 600x  
PGVT | 600mm

Vouch For  
Splendid Decor  
Aesthetics



MOSAICO BLACK




MARSTONE BROWN




MARSTONE NATURAL



NATURAL ONYX DARK



NATURAL PEARL



NEW CARARA




**GVT | 600x**  
**PGVT | 600mm**


Give Your Space  
That Voguish  
Perfection



**NORDIC GREY**




**NORDIC BEIGE**




**NAVAJO WHITE**



**NOVANA TRAVERTINO BROWN**



**NOVANA TRAVERTINO CREMA**




**ONICETA MARBLE**




GVT | 600x  
PGVT | 600mm

Because The  
Genius Is In  
Details




OMANI ONYX




OLIVIA IVORY




OLIVIA BIANCO



ORLANDI PEARL



OPAL DYNA




OPERA BLUE




GVT | 600x  
PGVT | 600mm


Unique Form  
Of Supreme  
Craftsmanship




PLATINA IVORY



PLATINA GREY




PETAL PINK



PINE BEIGE



PRIME WHITE




PISTO CARRARA



GVT | 600x  
PGVT | 600mm


Elite Designs  
That Create A  
Value



PULPIS BROWN




PULPIS GREY



PULPIS BIANCO



PULPIS CREMA



QUETZAL GREY



ROYAL STATUARIO




GVT | 600x  
PGVT | 600mm


Designs  
Inspired By  
The Future




RAPID BLUE



RAPID MULTI



ROMA NATURAL



ROSALIA CREMA



ROSALIA PEARL




ROYAL MARFIL



GVT | 600x  
PGVT | 600mm


Sense The  
Aura Of  
Exceptional Art



SKY IVORY




SKY WHITE



SPARRO BOTTO CREMA



SPARRO BOTTO BIANCO



SEA STONE




SNOW WHITE





GVT | 600x  
PGVT | 600mm

Exceeding  
The Standard  
Decor Traits




SISILIA GREY



SISILIA BROWN




SERENIA BLACK



SABBIA MARFIL CREMA



SIBIRIAN BEIGE



SIBIRIAN BIANCO



**GVT | 600x**  
**PGVT | 600mm**


**Accomplish  
Distinct Views In  
Decors**



SIRIO WHITE



STATUARIO ELEGANT



TRAVERTINO IVORY



TRAVERTINO GOLD



TROPIX GREY



TROPIX WHITE




**GVT | 600x**  
**PGVT | 600mm**


**Execute  
Flawlessness  
In Every Corner**




**TUNISIA BIANCO**




**TUNISIA GREY**




**TROY BEIGE**



**TYPHOON BEIGE**



**ULTRA WHITE STONE**




**VELENCIA CREMA**




GVT | 600x  
PGVT | 600mm


Make Any  
Decor Simply  
Luxurious



VENESA WHITE



VENESA BEIGE




VENESA GREY



VENESA BROWN



VIVANTA CREMA

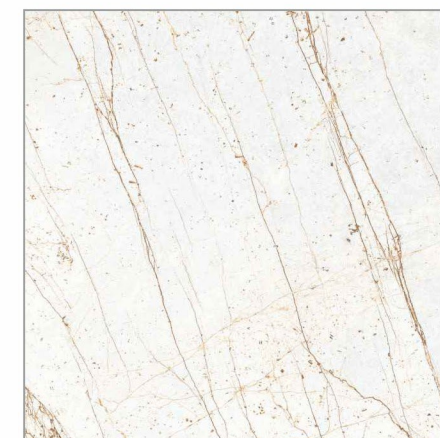


VENICE BEIGE

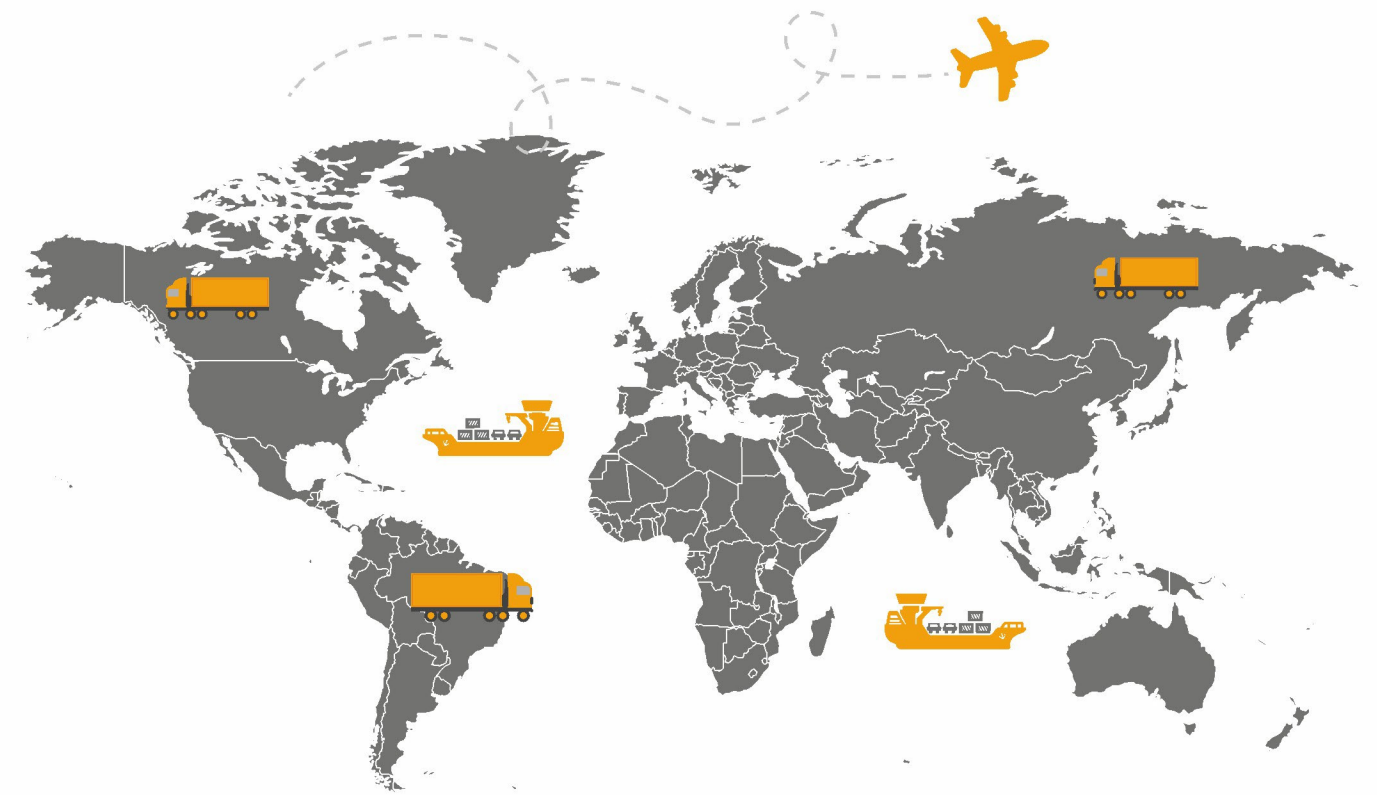


GVT | 600x  
PGVT | 600mm

Put Any Space  
In Artistic  
Harmony




WONDER MARBLE



### EXPORT IN

Sno Bizdeals Export The Finest Of its Products Across The World And is Renowned For its Trustworthy Trade Practices. We Commenced At A Slow Pace With Low Exporting Rates But With Our Market Understanding Capability, We Have Become A Successful Tiles Exporter And Are Amongst The Ablest Tiles Exporters From Asia.



## TECHNICAL SPECIFICATION

## DIGITAL GLAZED VITRIFIED TILES

Sr. No.	CHARACTERISTICS	ISO TEST METHODS	VITRIFIED TILES REQUIREMENT AS PER ISO 13006 EN176	SNO BIZDEALS VALUE
A	Dimension & Surface Quality			
1	Deviation In Length & Width	ISO 10545-2	+ 0.6%	+ 0.1%
2	Deviation In Thickness	ISO 10545-2	+ 5.0%	+ 10%
3	Straightness Of Sides	ISO 10545-2	+0.5%	+ 0.08%
4	Rectangularity	ISO 10545-2	+0.6%	+ 0.15%
5	Surface Flatness	ISO 10545-2	+0.5%	+ 0.2%
6	Color Difference	ISO 10545-2	Unaltered	No Change
B	Physical Properties			
1	Water Absorption	ISO 10545-3	= 0.5%	0.2%
2	Flexural Strength (MOR)	ISO 10545-4	= 35 N mm <sup>2</sup>	38 N mm <sup>2</sup>
3	Mohs Hardness	EN 101	As per manufacture Norms	Min 5
4	Flexural Breaking Strength	ISO 10545-4	> 1300 N	1900 N
5	Bulk Density (GM/CC)	DIN 51082	> 2 gnvcc	2.35 gm/cc
6	Glossiness	GLOSS METER	As per manufacture Norms	Min 90%
7	Slip Resistance Coefficient of Friction	ISO 10545-17	> 0.4	> 9.5
8	Resistance of Surface Abrasion	ISO 10545-6	As per manufacture Norms	> PELV
C	Chemical Properties			
1	Staining Resistance	ISO 10545-14	Resistant	Resistant
2	Household Chemicals	ISO 10545-13	No Damage	No Damage
D	Thermal Properties			
1	Thermal Shock Resistance	ISO 10545-9	No Damage	10 Cycle
2	Thermal Expansion	ISO 10545-8	9 x 10 - 6 mm	6.5 x 10 <sup>-6</sup>
3	Moisture Expansion	ISO 10545-10	No	Nil

## PACKING DETAILS

TILE SIZE	THICKNESS (APPROX)	NO. OF TILES / BOX (APPROX)	WEIGHT / BOX (APPROX)	COVERAGE AREA
600X600 mm	8.8 mm	4 Nos	28 Kgs	1.44 sq.mt.

## EXPORT PALLETS PACKING DETAILS

### Standard & Normal Wooden Pallets Packing Details

Container Type	Size (cm) 9 mm Thickness	Pcs/ Box	Sqm./ Box	Approx Weight/ Box (Kgs.)	Pallet Dimensions	Pallets	Box/Pallet	Total Boxes	Total SQM	Approx Total Weight (Kgs.)
20 Feet Container	60x60	4	1.44	28	(37" x 44")	(24)	(40)	960	1382.4	27430



## LAYING INSTRUCTION

- Plaster the surface of the floor/wall to be tiled smooth and complete the plastering and curing at least two weeks prior to tiling.
- Before fixing tiles, lay them out in desired pattern and make sure an acceptable blend of color, please note that certain amount of shade variations are inherent in the manufacturing of tiles.
- For fixing tiles we recommend the use of tile fixing adhesive for best result. Also follow tile fixing instruction provided along with adhesive.
- For fixing tiles on the floor/wall using sand & cement follow the instructions below:
  - Use cement and sand mortar in the ratio of 1/4 & add water to create a consistent mixture.
  - Once the mixing has been completed use the same within one hour.
  - Apply a 20-30 mm layer of bedding material all over an area of 1 sq. mt. at a time on the surface of area. Apply fine slurry to the back of the tiles to ensure proper and full bedding press gently for even adherence at the back of tile.

DO NOT USE IRON HAMMER OR ANY HEAVY OBJECT TO PRESS THE TILES.

- For fixing the tiles on wall dado we recommend the use of adhesive, please follow the instructions for the same. We do not recommend the use of sand and cement for fixing on dado.
- Mark and layout the tiles from the center of the area to be tiled so that cut tiles, if any will be on the outer edge towards the wall.
- It is advisable to maintain a gap of 1mm to 2mm between adjoining tiles to allow for possible expansion as per BIS/EN norms.
- Allow 3-4 days for bed curing. After this period, fill the joints with the epoxy grouts.
- Fifteen minutes after finishing the grouting process wipe off the excess grout with a damp sponge and polish the tiles with a soft and dry cloth for a clean surface. The tiles can also be cleaned by mild cleaning acid.
- Please note that the company does not accept any liability in case of problems arising due to non adherence to these fixing instructions.